

Bringing your
home to **life**



safe GUARD
COMPOSITE DOORS

**nxt-
gen**
next-generation



CONTENTS

- 05** Safeguard nxt-gen
- 06** Colour
- 08** Hardware
- 10** Yale
- 16** Beeston
- 18** Tiverton
- 20** Corby
- 22** Bristol
- 24** Linstock
- 26** Frodsham
- 28** Pembroke
- 30** Technical
- 31** Maintenance & Construction

Our pedigree for high quality composite doors is unparalleled and we've now raised the bar even further - welcome to Safeguard nxt-gen, the latest in composite door technology.

It's called Safeguard nxt-gen for good reason, as it combines

symmetry and balance with enhanced security and weather proofing features to give you and your home a beautifully sleek and exceptionally secure entrance door. It's our next generation of composite doors...welcome to the future.



Introducing Safeguard next-gen

WHY CHOOSE A SAFEGUARD NXT-GEN DOOR?



Unparalleled Security

Thanks to its rigid polymer subframe, high density CFC-free polyurethane foam core, high impact resistant GRP skin and high quality multi-point locks.



Exceptional Durability

High impact resistant glass reinforced polyester (GRP) skin will maintain its pristine appearance in the face of everyday knocks and scratches and beyond.



Low Maintenance


Everything about our GRP composite doors are designed to be easy to maintain, including the triple glazed options insulated glass unit which encapsulates the delicate decorative glazing between two panes of clear glass, protecting it and making it easy to keep clean.



Stunning Aesthetics

Symmetry and balance are very much key elements as we want you to look at your door and feel it is perfect in every way. The woodgrain finish was developed from oak tree grain, creating a beautifully authentic appearance.

Flush Fitted Beading



Superb Sound Insulation

Weighted noise reduction of 31 decibels. It means you can be sure your new door will keep outside noise to a minimum, helping to make your home the haven you want it to be.



Excellent Weatherproofing

Water resistant polymer composite rails that protect its core. This means it won't suffer from water absorption which can lead to skin de-lamination and cause functional problems that lesser products have. Your door will keep the weather at bay and stay looking good for longer.





Colour Range

Standard options



- Colours are only as accurate as the printing process allows.
- Due to the hand staining and painting process, no colour match can be guaranteed between the coloured door leaf and the door frame.
- No stains available on nxt gen.
- Pembroke available in White, Premium Anthracite Grey or bespoke colours only.

Hardware

No door is complete without some stunning hardware to finish it off. Our hardware is manufactured to internationally recognised standards, so you can be sure that every product is perfect, from how the hardware feels in your hand through to its functionality and finish.



We don't compromise on quality - each piece of hardware is engineered for enhanced strength and durability, whatever your style preference.

Surface Finishes



White



Hardex Gold



Hardex Chrome



Hardex Graphite



Hardex Black



Antique Black



Classic

Classic design for the modern home. Not overly fussy or fancy, our classic range offers neat, timeless style to suit any type of home.



Heritage

Complementary styling for any period home. Ideal for heritage buildings and old cottages. Available in Black only.



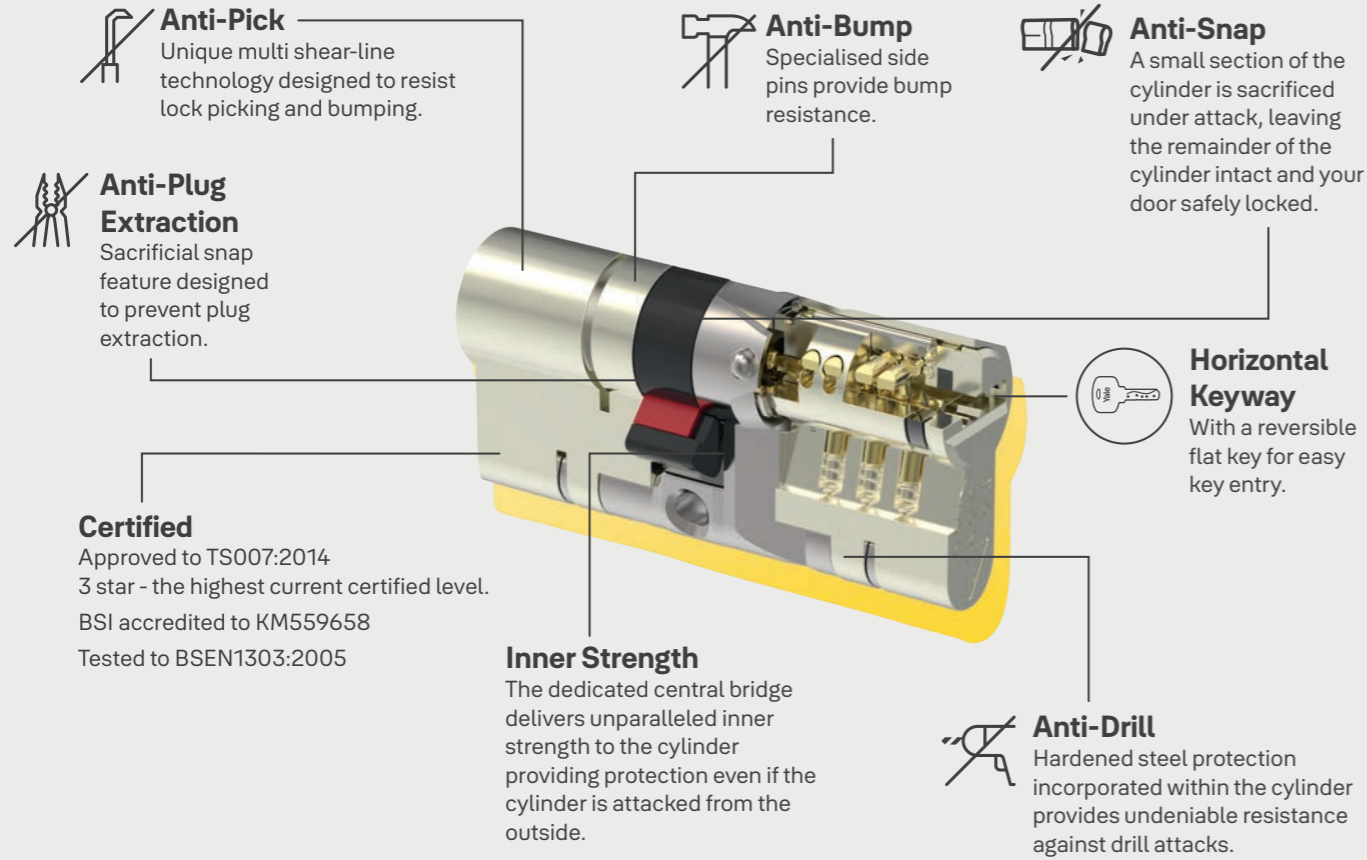
More than just Matching

At SafeGuard, we give the smallest details our full attention to ensure we deliver a perfect product on every door and window.

- Prohesion Testing - Accelerated real world testing; Salt spray, cooling, heating & respraying
- Hardex Finish - Invisible skin that creates unmatched resilience
- Crafted Furniture - Engineered for enhanced strength and durability

Yale Platinum 3 Star Cylinder.

Strong, versatile and secure this cylinder offers the ultimate home protection.



The Platinum 3 Star Cylinder is Yale's most secure lock yet. That's why they are offering £1000 guarantee if your cylinder snaps during the unlikely event of a break-in.

Lockmaster

Lockmaster faultlessly delivers high-performance security, improved ease of use and an impressive service life.

Police preferred Secured by Design approved, Lockmaster provides security and boasts the reassurance, reliability and outstanding features expected from Yale – the world's favourite security brand, securing homes for over 175 years.



Lockmaster's signature hook designed with security in mind.



SensCheck™ compatible. Check the status of your home, anytime, anywhere.

Lockmaster AutoEngage.

Designed, developed and tested to Yale's exacting standards, delivering high performance security whilst also complementing contemporary and heritage door styles.

The automatic lock mechanism instantly engages security latches from independent trigger points as the door closes - removing the need to lift the handle. The versatile gearbox design allows for decorative key retract and lever operated door furniture.

Improving ease of use for residents with limited dexterity, Yale Lockmaster AutoEngage offers a versatile solution for people and properties.



Trusted every day



The Lifetime Security Guarantee from Yale.

A lifetime security guarantee for door hardware, providing security solutions you can rely on.

All over the world, people are actively securing all they care about; their home, their family and their personal belongings with the name they trust the most, Yale.

Yale hardware is backed by a Lifetime Security Guarantee when installed on a certified PAS 24 door.

In the unexpected event of Yale's hardware failing during an attack Yale will pay*:



Up to £1,000 towards home insurance excess



Up to £1,000 towards repairs or replacements



£1,000 compensation



Up to £250 refund on call-out fees



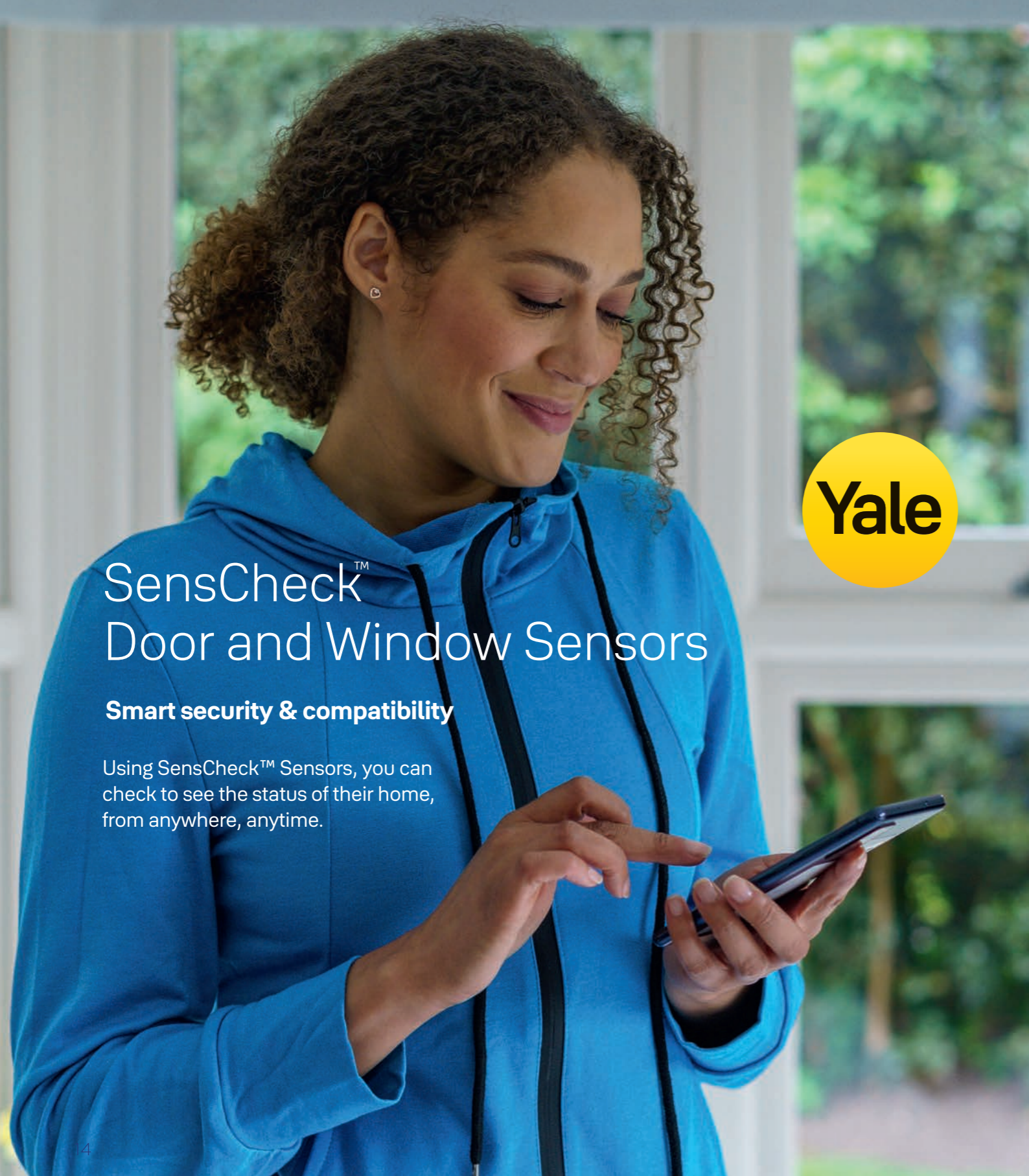
Secured by Design



Official Police Security Initiative

*Terms and conditions apply.





SensCheck™ Door and Window Sensors

Smart security & compatibility

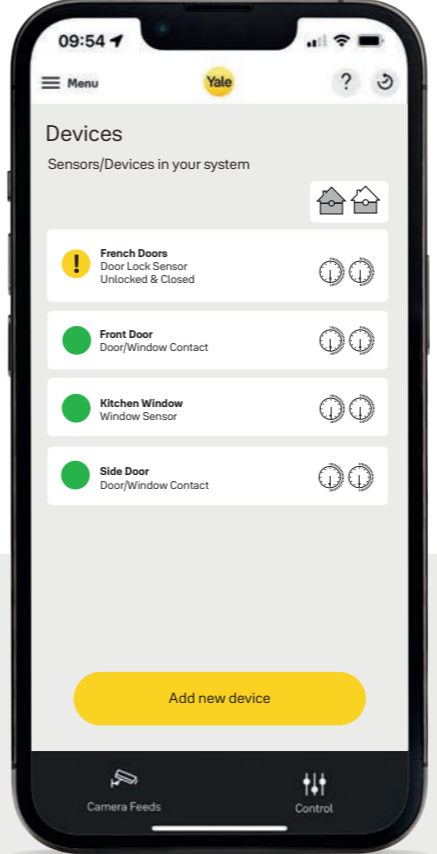
Using SensCheck™ Sensors, you can check to see the status of their home, from anywhere, anytime.



Is my home safe and secure? Know the answer, at home or away with Yale SensCheck™ Door and Window Sensors.

Yale SensCheck™ Sensors put you in control of your home security.

- Easy Set-up
- Wireless smart connectivity
- Geo-fencing security alerts
- Real-time notifications of status changes
- Choice of fully or part armed
- Integrates with smart technology around your home



Monitoring the status of your doors and windows from anywhere at any time via the Yale Smart Living Home App. Receiving notifications and tamper alerts straight to your smartphone, or chime notifications when the status or your door or windows change.



Scan the above QR code to see how SensCheck can enhance your home security.

Beeston



See page 6 & 7 for door colour options!

This classic design can be given a modern twist by combining it with contemporary glass to make an inviting entrance door.

Style: Beeston | Colour: Premium Anthracite Grey | Glass: Lunna

Glass Designs



Andorra
Door colour: Premium Chartwell



Aspen
Door colour: Black



Chatsworth
Door colour: Ruby Red




Edwardian
Door colour: Premium Anthracite Grey



Kara Zinc & Brass
Door colour: Porcelain Blue



Lunna
Door colour: Purple Violet



Monza
Door colour: Cream White



Palma
Door colour: Light Grey



Scotia
Door colour: Green



Sierra
Door colour: Ruby Red



Trieste
Door colour: Blue



Wentworth
Door colour: Light Grey

Kara coloured glass available in zinc only.



Tiverton

Featuring a Half Moon glazed panel, this traditional design provides the perfect balance of style and privacy for your home.

Style: Tiverton | Colour: Premium Chartwell | Glass: Monza

Glass Designs



Andorra
Door colour: Premium Anthracite Grey



Aspen
Door colour: Black



Chatsworth
Door colour: Colza Yellow



Edwardian
Door colour: Premium Chartwell



Kara Zinc & Brass
Door colour: Buckingham Grey



Lunna
Door colour: Cream White



Monza
Door colour: Green



Palma
Door colour: Blue



Scotia
Door colour: Purple Violet



Sierra
Door colour: Red



Trieste
Door colour: Grey



Wentworth
Door colour: Steel Blue

Corby



See page 6 & 7 for door colour options!


This popular design incorporates two glass panels which you can combine with a classic or contemporary glass design to make a stunning door for your home.

Style: Corby | **Colour:** Premium Anthracite Grey | **Glass:** Kara Brass

Glass Designs



Andorra
Door colour: Purple Violet



Aspen
Door colour: Cream White



Chatsworth
Door colour: Telemagenta



Edwardian
Door colour: Green



Kara Zinc & Brass
Door colour: Red



Lunna
Door colour: Premium Anthracite Grey



Monza
Door colour: Premium Chartwell



Palma
Door colour: Black



Scotia
Door colour: Leaf Green



Sierra
Door colour: Honey Beige



Trieste
Door colour: Premium Anthracite Grey



Wentworth
Door colour: Ultramarine Blue

Kara coloured glass available in zinc only.

Bristol



Mini Blind
Control light and privacy with an enclosed mini blind. Ideal for back doors.

With its large, single, panel of glass, this elegant design is ideal for those that want their entrance way to be filled with natural light.

Style: Bristol | Colour: Purple Violet | Glass: Edwardian

Glass Designs



Andorra
Door colour: Distant Blue



Aspen
Door colour: Red



Chatsworth
Door colour: Duck Egg



Edwardian
Door colour: Premium Chartwell



Kara Zinc & Brass
Door colour: Wine Red



Lunna
Door colour: Green



Monza
Door colour: Turquoise Blue



Palma
Door colour: Blue



Scotia
Door colour: White



Sierra
Door colour: Black



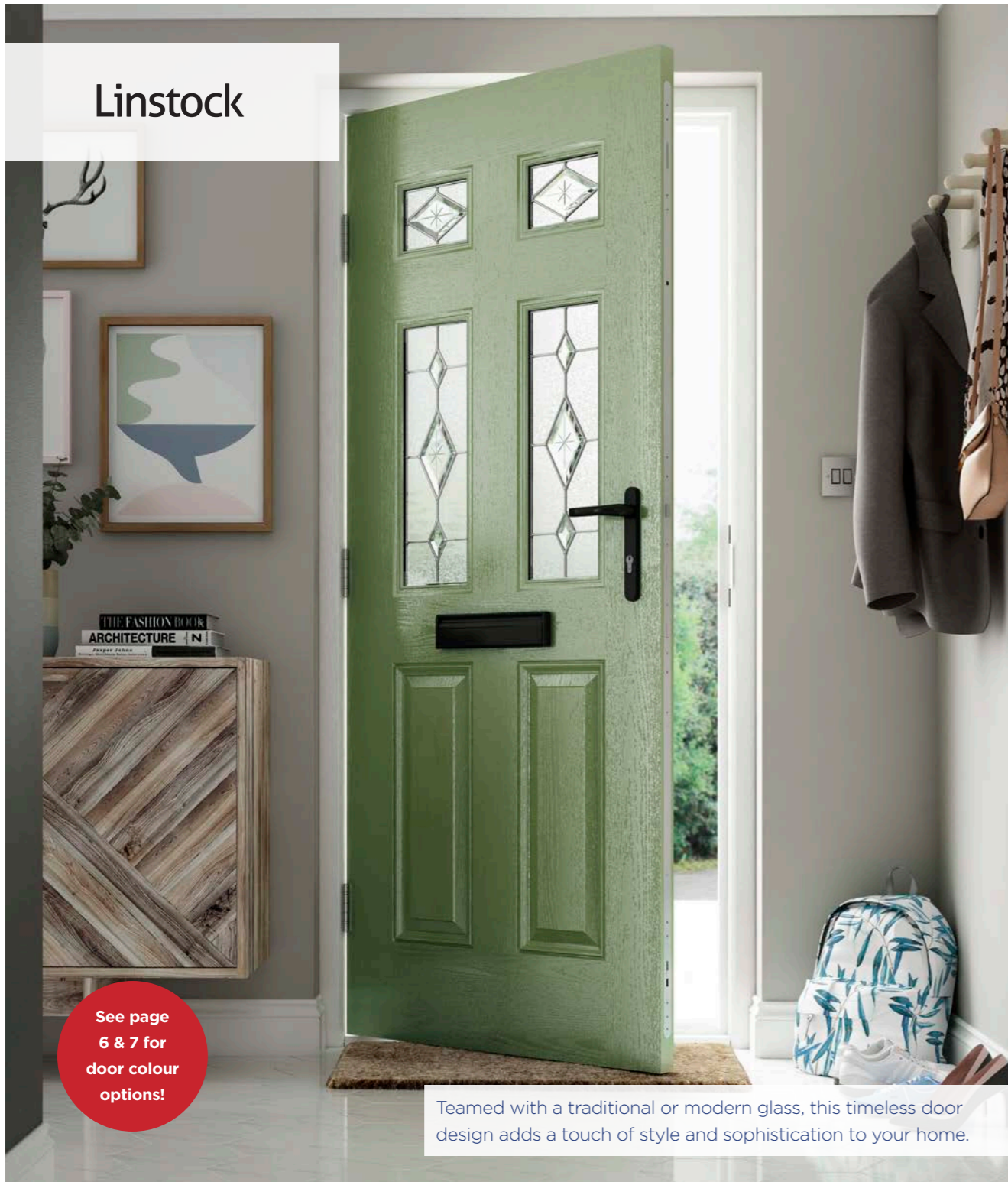
Trieste
Door colour: Light Grey



Wentworth
Door colour: Premium Anthracite Grey

Kara coloured glass available in zinc only.

Linstock



See page 6 & 7 for door colour options!

Teamed with a traditional or modern glass, this timeless door design adds a touch of style and sophistication to your home.

Style: Linstock | Colour: Pale Green | Glass: Kara

Glass Designs



Andorra
Door colour: Red



Aspen
Door colour: White



Chatsworth
Door colour: Black




Edwardian
Door colour: Premium Anthracite Grey



Kara Zinc & Brass
Door colour: Leaf Green



Lunna
Door colour: Purple Violet



Monza
Door colour: Buckingham Grey



Palma
Door colour: Distant Blue



Scotia
Door colour: Green



Sierra
Door colour: Steel Blue



Trieste
Door colour: Premium Chartwell



Wentworth
Door colour: Wine Red

Kara coloured glass available in zinc only.

Frodsham



Offering elegance and privacy, this classic design with its decorative glazed panels allows you to add the perfect finishing touch to your door.

Style: Frodsham | Colour: Agate Grey | Glass: Palma

Glass Designs



Andorra
Door colour: Purple Violet



Aspen
Door colour: Red



Chatsworth
Door colour: Light Grey



Edwardian
Door colour: Pebble Grey



Kara Zinc & Brass
Door colour: White



Lunna
Door colour: Green



Monza
Door colour: Premium Anthracite Grey



Palma
Door colour: Black



Scotia
Door colour: Colza Yellow



Sierra
Door colour: Premium Chartwell



Trieste
Door colour: White



Wentworth
Door colour: Ultramarine Blue

Kara coloured glass available in zinc only.

Pembroke



See page 6 & 7 for door colour options!

Offering elegance and privacy, this period design with its decorative glazed panel allows you to add the perfect finishing touch to your door.

Style: Pembroke | Colour: White | Glass: Kara Brass

Glass Designs




Aspen
Door colour: Duck Egg



Chatsworth
Door colour: Buckingham Grey



Edwardian
Door colour: Ruby Red



Kara (brass only)
Door colour: White



Monza
Door colour: Black



Palma
Door colour: White



Wentworth
Door colour: Buckingham Grey

Pembroke available in white and bespoke colours only.



Visit our door designer to configure your perfect door style...

safeguardproducts.co.uk/design-my-door



Technical Figures

A SafeGuard GRP composite door has a wealth of facts and figures that prove its quality. The door:

- Reduces outdoor noise by an average of 31dB
- Achieves Global Warming Potential (GWP) score of less than 5
- Achieves Ozone Depletion Potential (ODP) score of zero
- The door leaf and glazing system are major components when part of a door set and have a proven ability to achieve PAS24:2016, industry's enhanced security standard, a prerequisite in attaining certification to Secured by Design a police initiative to protect against unlawful intrusion

Everything about a SafeGuard GRP composite door has been designed to enhance your home for years to come.



Care and Maintenance

To keep your door clean, prolong the life of the surface finish and protect your warranty, we recommend you wash it regularly using warm soapy water (washing up liquid is ideal) and a soft, lint-free cloth. If you live in a coastal area, in a heavily industrialised area or near a main road, you may need to clean your door more frequently.

It is important that you DO NOT use any of the following on your door:

- Abrasive cleaners or scouring pads
- Any type of bleach or solvent (e.g. white spirit, methylated spirit, cellulose thinners, acetone or nail varnish remover)
- Any type of adhesives or tack for providing temporary protection or fixing of seasonal or other decorations etc.
- High pressure or steam cleaners

Door Construction

Every SafeGuard GRP composite door is manufactured to the highest of standards to ensure it is strong, durable and secure. We have sold over four million doors to date, evidence of the quality and exacting specification we demand.

The door has a perimeter sub-frame of a solid, water-resistant polymer material, which is reinforced with Laminated Veneered Lumber (LVL). A thermoset GRP skin is bonded to this sub-frame and the core of the door is then filled with high density, 100% CFC-free polyurethane foam. Water resistant polymer composite rails protect the core from damage or water absorption and the high impact resistant thermoset GRP skin keeps your door looking great for longer!

The door's core is what makes it so thermally efficient and so good at reducing sound. In fact, it is the most thermally efficient door on the market, increasing your home's energy efficiency and saving you money on your energy bills.



SafeGUARD
COMPOSITE DOORS

While every effort is made to ensure the accuracy of the examples represented in this brochure, due to the limitations of the photographic and printing processes colour illustrations should be used as a guide only. Frame and slab colour match cannot be guaranteed. Due to a continuous development programme Safeguard products reserve the right to alter specifications without prior notice. All specifications are correct at the time of going to print.

Published by Safeguard products / nxt-gen brochure V2, November 2023.

**DISTINCTION
DOORS**